



HCRMA
HIDALGO COUNTY REGIONAL MOBILITY AUTHORITY

BOARD OF DIRECTORS MEETING FOR MAY 2021

HCRMA Board of Directors

S. David Deanda, Jr., Chairman

Forrest Runnels, Vice-Chairman

Ezequiel Reyna, Jr., Secretary/Treasurer

Alonzo Cantu, Director

Paul S. Moxley, Director

Francisco “Frank” Pardo, Director

Joaquin Spamer, Director

HCRMA Administrative Staff

Pilar Rodriguez, PE, Executive Director

Eric Davila, PE, PMP, CCM, Chief Dev. Eng.

Ramon Navarro IV, PE, CFM, Chief Constr. Eng.

Celia Gaona, CIA, Chief Auditor/Compliance Ofcr.

Jose Castillo, Chief Financial Ofcr.

General Engineering Consultant

HDR ENGINEERING, INC.

***Report on HCRMA Program Management Activity
Chief Development Engineer – Eric Davila, PE, PMP, CCM***

► OVERVIEW

- ❑ 365 TOLL Project Overview
- ❑ IBTC Project Overview
- ❑ Overweight Permit Summary
- ❑ Construction Economics Update

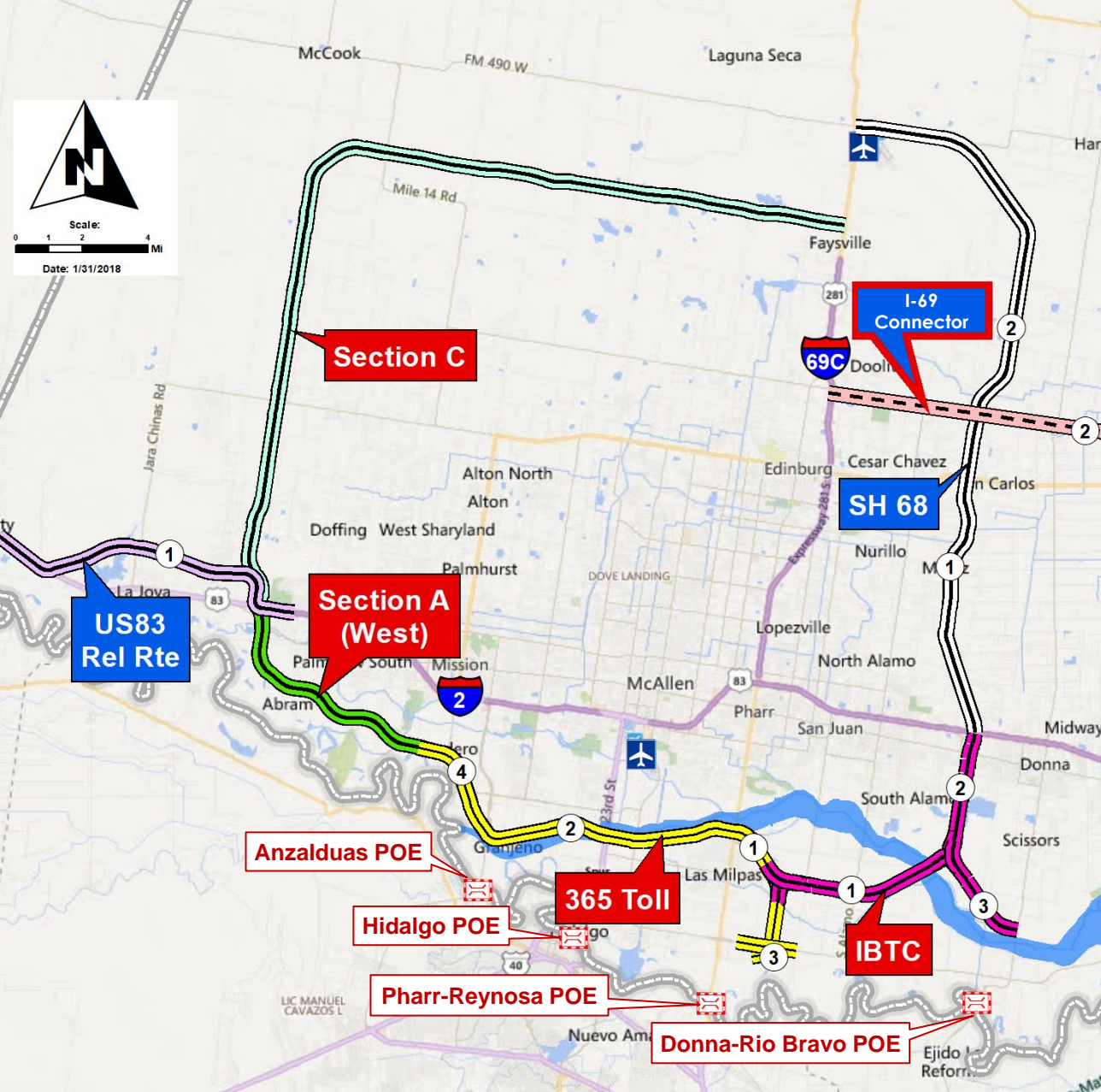
MISSION STATEMENT:

“To provide our customers with a rapid and reliable alternative for the safe and efficient movement of people, goods and services”



HCRMA STRATEGIC PLAN

DEVELOP THE
INFRASTRUCTURE TO
SERVE A POPULATION
OF APPROXIMATELY
800,000 RESIDENTS
AND
5 INTERNATIONAL
PORTS OF ENTRY

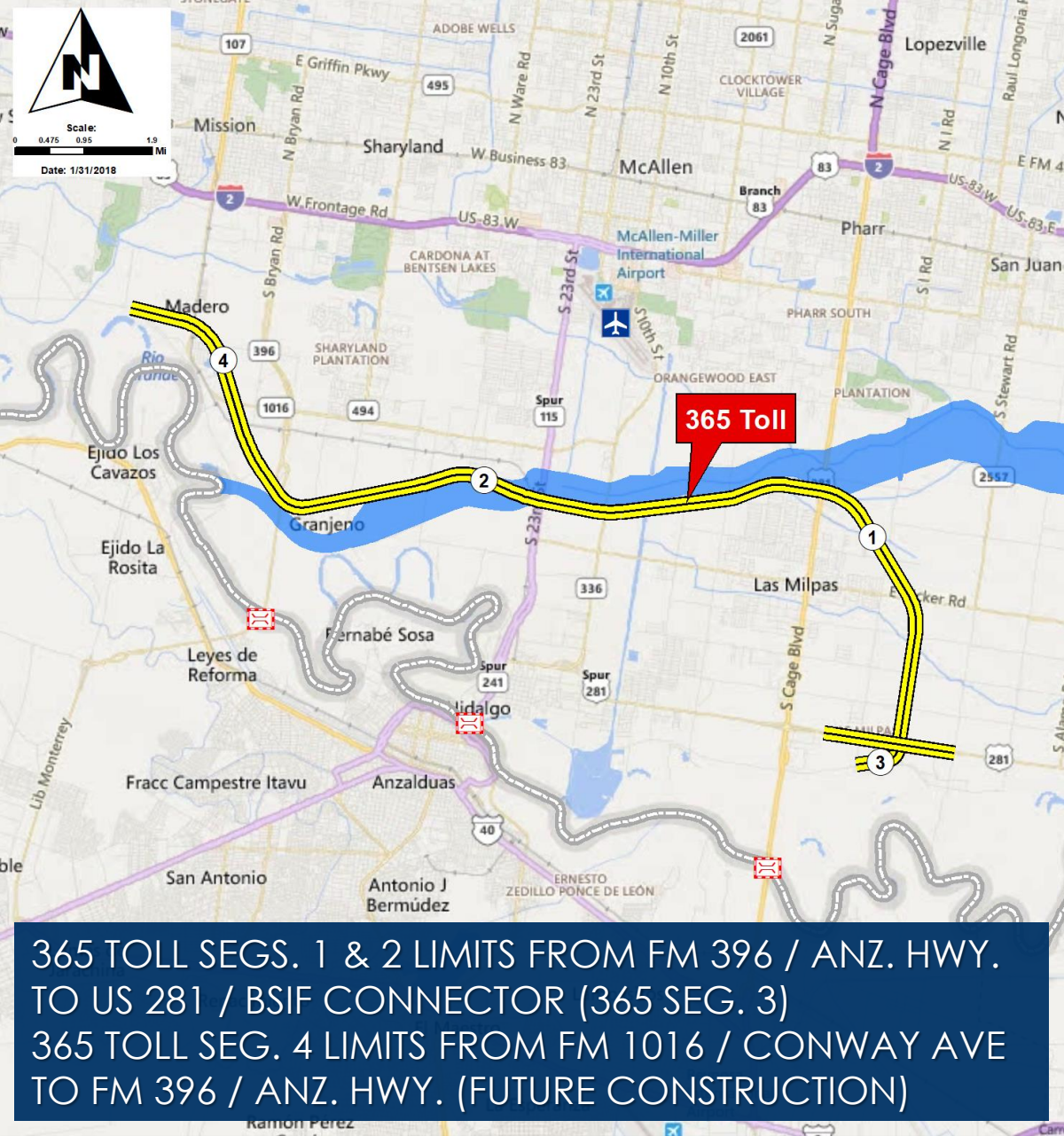


PDA – Project Development Agreement
FAA – Financial Assistance Agreement
TIP – Transportation Improvement Program (Short range)
MTP – Metropolitan Transportation Plan (Long Range)

► **Post 2021 UTP APPROVAL**

- ❑ Approval of 2021 UTP (Aug 2020)
 - 365 Toll: gap-funded construction funding was budgeted in 2021 UTP Update in 12/2020. Now need a 1st /2nd reading of a PDA/FAA to allocate funding for HCRMA's use.
 - IBTC: the \$15.5M listed under Cat 12 / TBD needs revised PDA and direction from TxDOT as to whether approved funding can be used for advanced planning (e.g. design, ROW, and/or utility) work.
- ❑ What's in the RGVMPO (Local Plan)
 - 365 Toll Project (TIP / MTP) thru construction
 - IBTC Project (TIP / MTP) thru design (pending funding commitments for construction)





365 TOLL SEGS. 1 & 2 LIMITS FROM FM 396 / ANZ. HWY.
TO US 281 / BSIF CONNECTOR (365 SEG. 3)
365 TOLL SEG. 4 LIMITS FROM FM 1016 / CONWAY AVE
TO FM 396 / ANZ. HWY. (FUTURE CONSTRUCTION)



MAJOR MILESTONES:

NEPA CLEARANCE
07/03/2015

98% ROW ACQUIRED

PH 1: 365 SEG. 3 –
LET: 08/2015
COMPLETED

PH 2: 365 TOLL
SEGS. 1 & 2 –
RE-LET: 2021

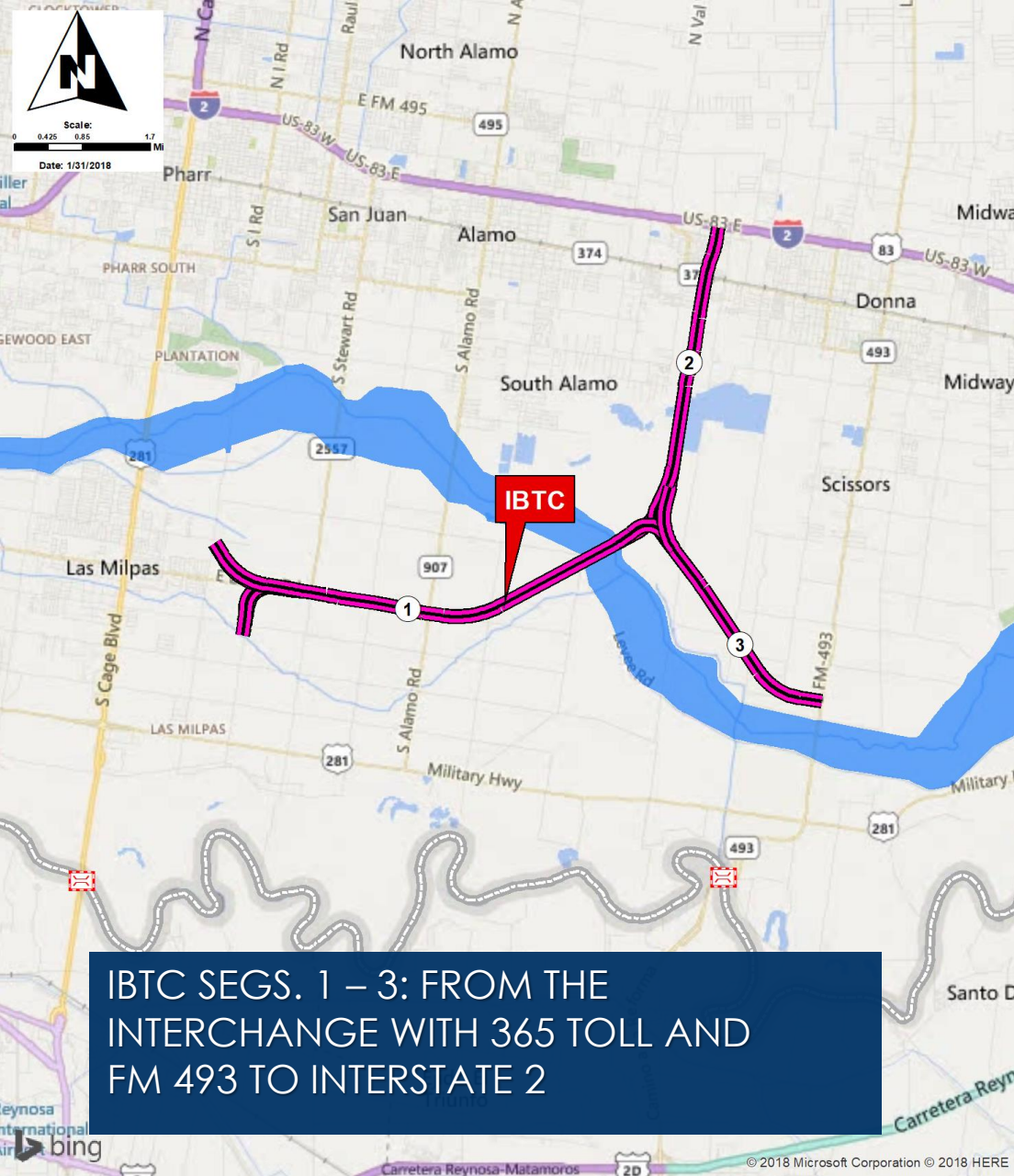


365 TOLL

► SCHEDULE:

- ☐ ~~04/2020-05/2020~~, Submit RGVMPOTIP Revisions based on draft 2021 UTP Funding Tables that are up for potential adoption by the Texas Transportation Commission (TTC) in 08/2020,
 - ☐ ~~08/2020~~, Obtain addl. funding commitments via adoption of 2021 UTP,
 - ☐ ~~08/2020~~, HCRMA to provide NTP on Investment Grade T&R Study with a 5-month completion period ending 04/2021,
 - ☐ ~~11/2020-12/2020~~, TxDOT initiated a 2021 UTP Update to include grandfathered sources of funding,
- ☐ **06/2021 - 07/2021**, TTC to read then adopt a new Minute Order (M.O.) for a new FAA to incorporate the gap funding into the project,
 - ☐ **07/2021 - 08/2021**, TxDOT to process the FPAA Modification for the gap funding on 365 Tollway,
- ☐ **07/2021**, HCRMA to submit Utility Mitigation Plan for approval by TxDOT ahead of Federal Project Authorization and Agreement (FPAA) Modification request,
 - ☐ **08/2021**, TxDOT to provide “release to advertise” notice to HCRMA,
 - ☐ **08/2021 - 09/2021**, HCRMA to advertise the 365 Toll (60 days) & hold prebid last week in that period,
 - ☐ **10/2021**, Open Bids by 1st week & by 2nd week conditionally award contract,
 - ☐ **Mid 11/2021**, Receive TxDOT / FHWA concurrence with award of contract,
 - ☐ **Mid 11/2021- 12/2021**, HCRMA meets with rating agencies, prices bonds, and conducts toll revenue bond sale,
 - ☐ **01/2022**, Purchase remaining 5% of ROW and finalize remaining utility relocation agreements,
 - ☐ **01/2021**, Commence 42-month construction, and
 - ☐ **07/2025**, Open to traffic.





IBTC SEGS. 1 – 3: FROM THE
INTERCHANGE WITH 365 TOLL AND
FM 493 TO INTERSTATE 2

IBTC

MAJOR MILESTONES:

OBTAINED EA ENV
CLASSIF.: 11/2017

EST. NEPA CLEARANCE:
MID 2021

EST. OPEN: 12/2025



International Bridge Trade Corridor (IBTC) (CSJ: 0921-02-142)

(From the Interchange with 365 Toll and FM 493 to Interstate 2)

Project Milestones	2021												2022												2023											
	Jan	Feb	Mar	Apr	May	Jun	Jul	Aug	Sep	Oct	Nov	Dec	Jan	Feb	Mar	Apr	May	Jun	Jul	Aug	Sep	Oct	Nov	Dec	Jan	Feb	Mar	Apr	May	Jun	Jul	Aug	Sep	Oct	Nov	Dec
Environmental (Ongoing)																																				
Surveys (65%)																																				
ROW Title Research / Appraisals																																				
ROW Acquisition (5% Adv. Acq.)																																				
Plans, Specs., & Estimates (50%)																																				
Utility Coord / Relocation																																				
Constr. Contract Letting Phase																																				
Constr. Award / Commence																																				

CONSTRUCTION FROM 2023-2025



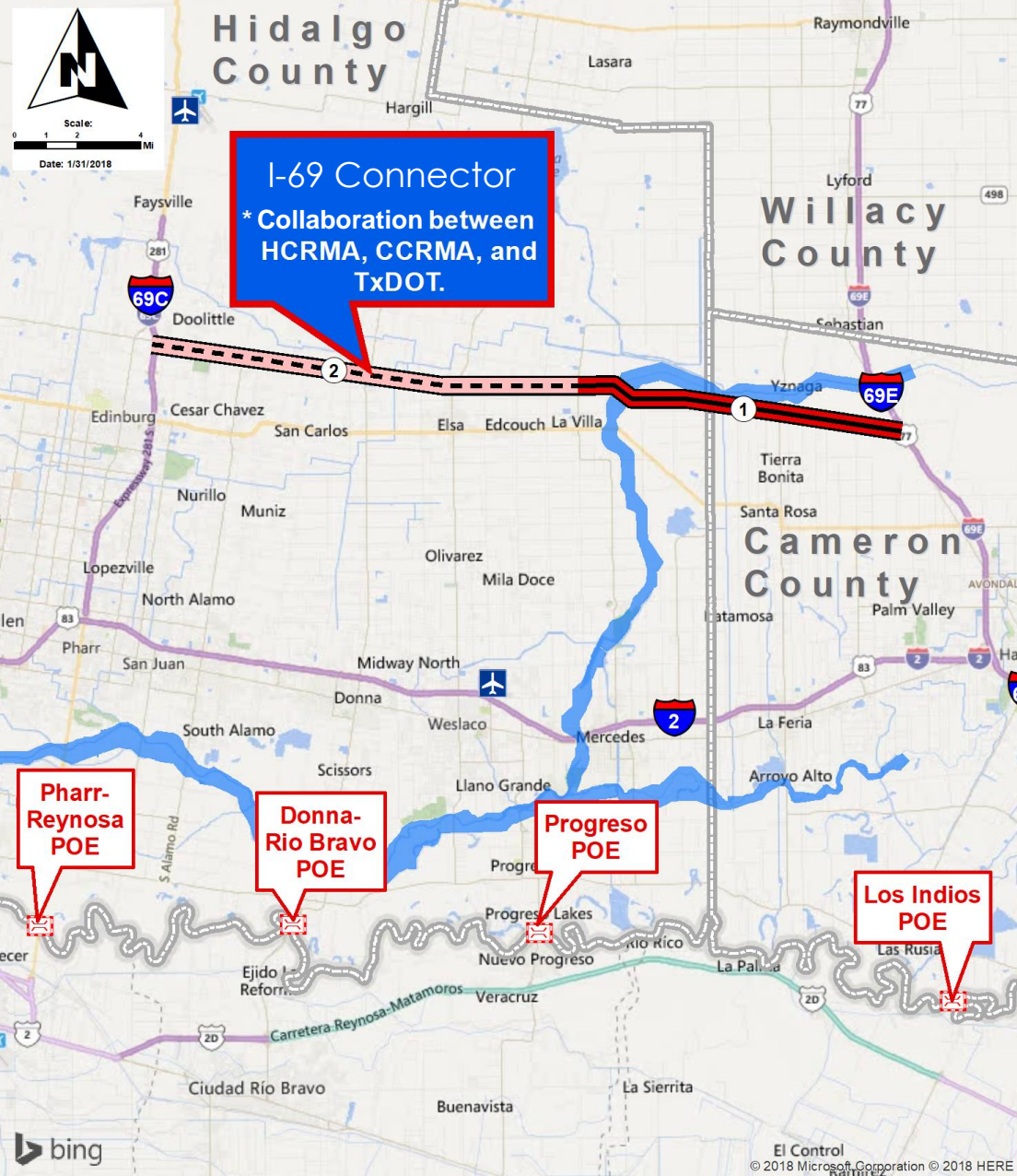
► ADVANCE PLANNING

- ❑ Env.: Classification Letter and Scoping Toolkit Submitted Aug 2017
- ❑ Held IBTC Environmental Kick off with TxDOT PHR / ENV April 6, 2018.
- ❑ VRF UTP Matching Funds request processed at the HCMPO—pending adoption by TxDOT at State Level.
- ❑ All env. fieldwork complete: Waters of the US and Archeological trenching—Internal ROE efforts were instrumental to accelerating this work.
- ❑ Meeting held with EPA/TCEQ/TxDOT to discuss Donna Reservoir site for the Hazmat portion of the NEPA Document Oct 2018.
- ❑ Public Meeting took place at Donna High School March 29, 2019.
- ❑ All major milestone reports submitted and undergoing reviews: Project Description, Hazmat, Historic Resources, Public Meeting Summary Report, Waters of the US, and Archaeological Resources.
- ❑ Pending review / approval from TxDOT on: Noise Report, Archaeological Mitigation Plan, and CIC Report – so that final document can be submitted.

► OTHER:

- ❑ Surveys (65% complete) – anticipate new survey pool procurement once TxDOT approves new federalized procurement procedures by end of Fall 2019.
- ❑ ROW Acquisition (5% complete)
- ❑ Utility Relo. (SUE 100%, coordination initiated, Overall 20%)
- ❑ Design (PS&E, 50% complete): On Hold





I-69 Connector

(COLLABORATION W/ TxDOT, CCRMA, AND HCRMA)

DESCRIPTION:

- ▶ PROJECT LENGTH ~27 MILES
- ▶ FROM I-69C IN HIDALGO COUNTY TO I-69-E IN CAMERON COUNTY
- ▶ KEY PARALLEL CORRIDOR TO I-2 WITH IMPORTANCE TO MOBILITY PROJECTS BY TxDOT, CCRMA AND HCRMA
- ▶ TxDOT COMMITTED SUPPLEMENTAL DEVELOPMENT AUTHORITY FUNDS FOR THE ENTIRE 27 MILE CORRIDOR AS AN EXPRESSWAY FACILITY.
- ▶ TxDOT HAS COMMITTED TO FUNDING THE DEVELOPMENT OF THE SCHEMATIC DESIGN AND ENVIRONMENTAL DOCUMENTS.
- ▶ FEASIBILITY STUDIES KICKED OFF WITH A STAKEHOLDER MEETING OCT 2019.
- ▶ PUBLIC MEETING ON FEASIBILITY STUDIES HELD DECEMBER 2019.

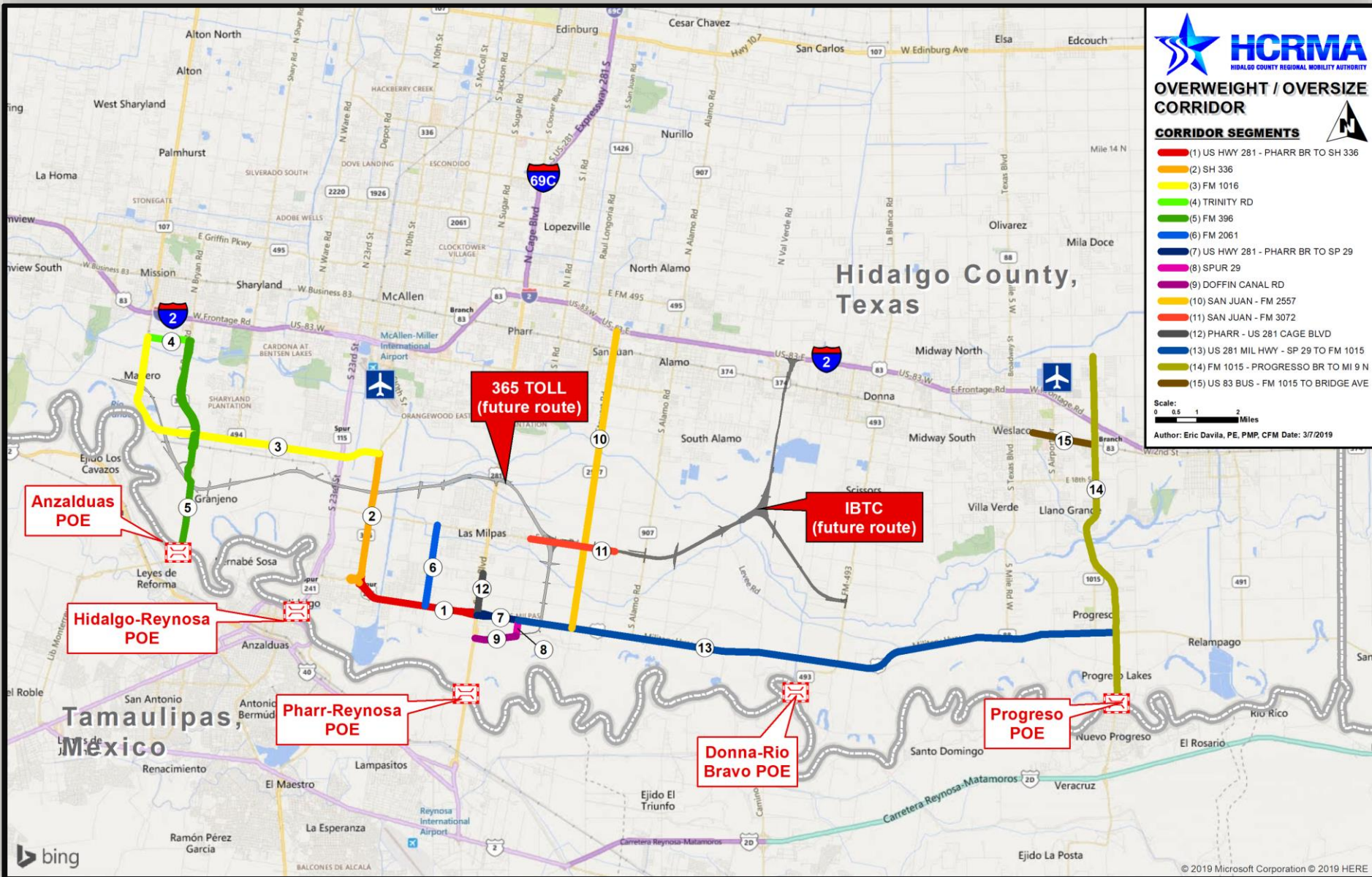


OVERWEIGHT / OVERSIZE CORRIDOR

CORRIDOR SEGMENTS

- (1) US HWY 281 - PHARR BR TO SH 336
- (2) SH 336
- (3) FM 1016
- (4) TRINITY RD
- (5) FM 396
- (6) FM 2061
- (7) US HWY 281 - PHARR BR TO SP 29
- (8) SPUR 29
- (9) DOFFIN CANAL RD
- (10) SAN JUAN - FM 2557
- (11) SAN JUAN - FM 3072
- (12) PHARR - US 281 CAGE BLVD
- (13) US 281 MIL HWY - SP 29 TO FM 1015
- (14) FM 1015 - PROGRESSO BR TO MI 9 N
- (15) US 83 BUS - FM 1015 TO BRIDGE AVE

Scale: 0 0.5 1 2 Miles
Author: Eric Davila, PE, PMP, CFM Date: 3/7/2019



► **OVERWEIGHT REPORT FOR PERIOD:
JAN 1, 2014 – APR 30, 2021**

OW

Total Permits Issued:	198,000
Total Amount Collected:	\$ 31,103,532
■ Convenience Fees:	\$ 667,332
■ Total Permit Fees:	\$ 30,436,200
– Pro Miles:	\$ 594,000
– TxDOT:	\$ 25,870,770
– HCRMA:	\$ 3,971,430



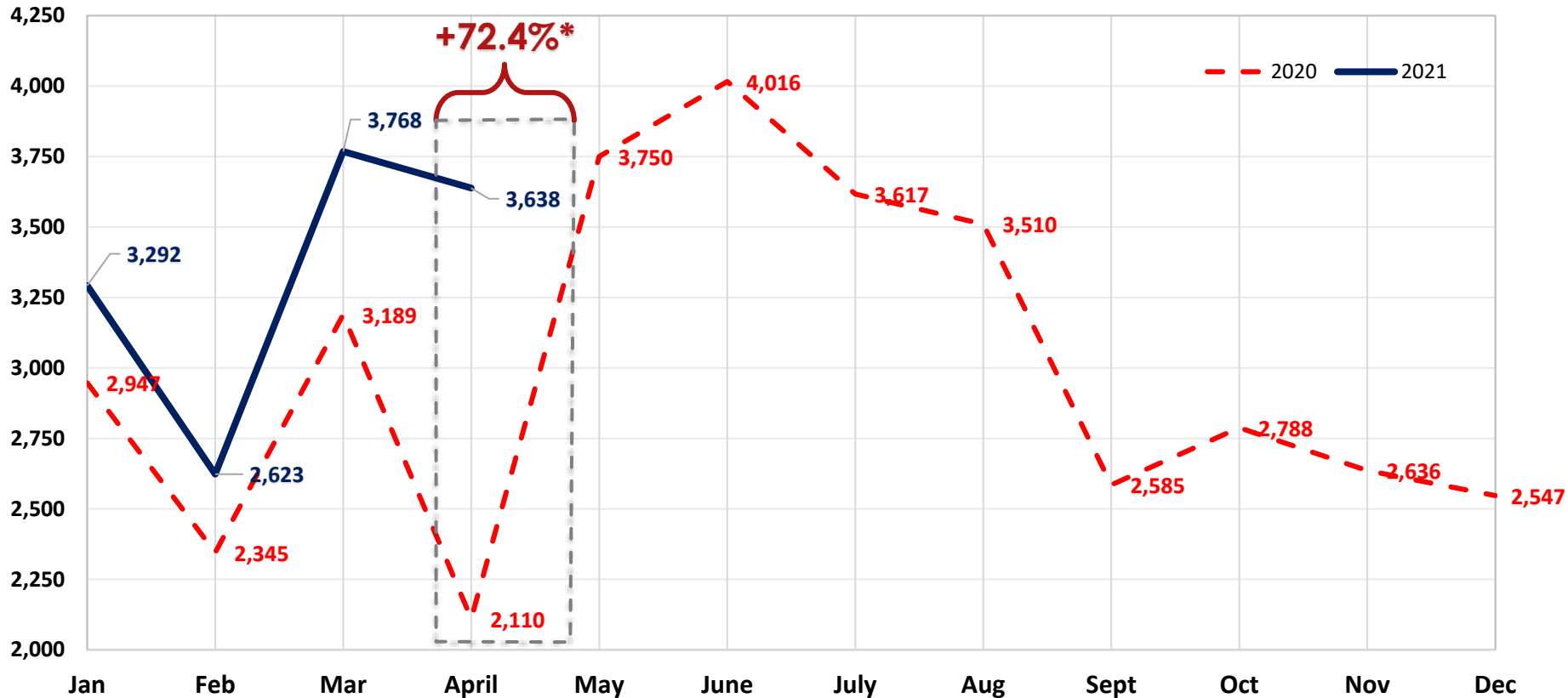
► **OVERWEIGHT REPORT FOR PERIOD:**
JAN 1, 2021 – APR 30, 2021

OW

Total Permits Issued:	13,321
Total Amount Collected:	\$ 2,699,372
■ Convenience Fees:	\$ 35,172
■ Total Permit Fees:	\$ 2,664,200
– Pro Miles:	\$ 39,963
– TxDOT:	\$ 2,264,570
– HCRMA:	\$ 359,667



Overweight/Oversized Permit Count 2020 - 2021 Monthly Comparison

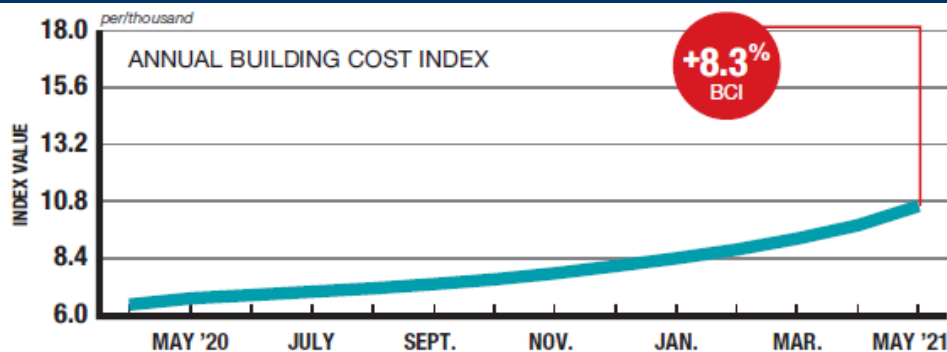
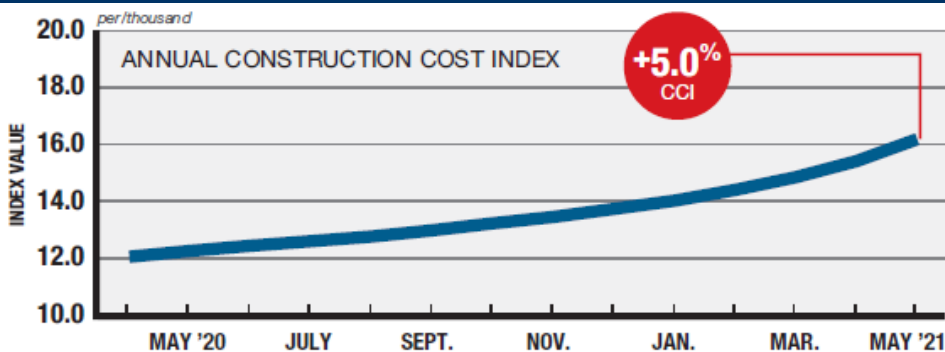


Notes:

1. The permit count for 2020 (36,040) ended with a +6.7% increase compared to 2019 (33,790).
2. For the year 2021, the total monthly permit count of 3,638 represents an +72.4% increase compared to the same month in 2020—and in this case the increase is largely due to the shut down of the border region at the start of the pandemic in April 2020.



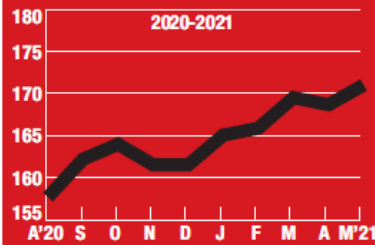
Construction Cost Index (CCI) Change (%) Year-to-Year for the month of May



CONCRETE BLOCK

+1.4%

MONTHLY PRICES INCREASED 1.4%, WHILE YEARLY PRICES ROSE 8.7%.

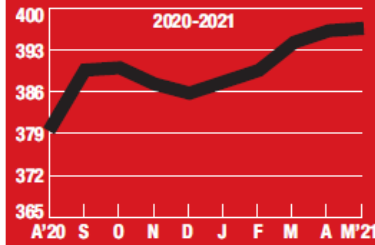


1992=100

READY-MIX CONCRETE

+0.1%

READY-MIX CONCRETE PRICES INCREASED 0.1% SINCE LAST MONTH.

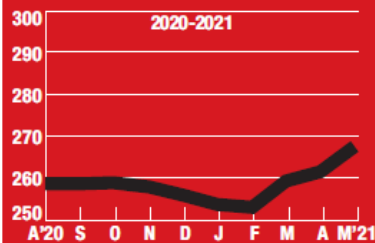


1992=100

ASPHALT PAVING

+2.4%

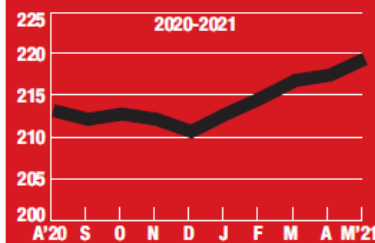
ASPHALT PRICES ROSE 2.4% THIS MONTH, WHILE YEARLY PRICES ARE UP 4%.



PORTLAND CEMENT

+0.9%

MONTHLY PRICES FOR PORTLAND CEMENT INCREASED 0.9% THIS MONTH.



20-CITY AVERAGE

ITEM	UNIT	\$PRICE	%MONTH	%YEAR
------	------	---------	--------	-------

ASPHALT PAVING

PG 58	TON	423.07	+2.4	+4.0
Cutback, MC800	TON	384.63	+3.8	+2.2
Emulsion, RAPID SET	TON	359.73	+1.3	+0.7
Emulsion, SLOW SET	TON	370.52	+1.2	+0.6

PORTLAND CEMENT

Type one	TON	152.89	+0.9	+3.9
----------	-----	--------	-------------	------

MASONRY CEMENT

70-lb bag	TON	11.15	-0.5	+2.3
-----------	-----	-------	------	------

CRUSHED STONE

Base course	TON	12.68	+0.3	+0.7
Concrete course	TON	11.83	-0.1	+0.5
Asphalt course	TON	14.10	+1.2	+8.2

SAND

Concrete	TON	10.57	+0.5	+1.3
Masonry	TON	12.64	+0.4	+2.1

READY-MIX CONCRETE

3,000 psi	CY	127.44	+0.1	+7.3
4,000 psi	CY	141.87	-0.6	+1.2
5,000 psi	CY	187.17	-1.8	-2.3

CONCRETE BLOCK

Normal weight: 8" x 8" x 16"	C	159.82	+1.4	+8.7
Lightweight: 8" x 8" x 16"	C	159.47	+1.5	-7.2
12" x 8" x 16"	C	198.81	+0.6	+8.6